

SERIES TL2205 SWITCHES

ILLUMINATED PUSHBUTTON SWITCH



MECHANICAL SPECIFICATIONS

Mechanical Life:	10,000 cycles
Force:	250 +/- 100 grams
Travel:	Full: 2.5 +/- 0.3mm; To Lock: 1.5 +/- 0.3mm

ELECTRICAL SPECIFICATIONS

Contact Arrangement:	DPDT
Contact Rating:	30VDC, 100mA
Contact Resistance:	50mΩ (initial max)
Insulation Resistance:	100MΩ (Min @ 500VDC)
Dielectric Strength:	500VAC

ENVIRONMENTAL SPECIFICATIONS

Operating Temperature:	-20°C to +70°C
Storage Temperature:	-20°C to +70°C

FEATURES & BENEFITS

Momentary or latching designs
Long travel
Illumination options

APPLICATIONS / MARKETS

Telecommunications
Networking
Low power on/off designs
Computers/servers
Performance audio

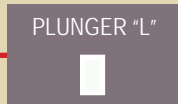
HOW TO ORDER:



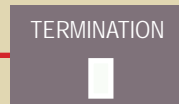
TL2205




OA = Momentary
EE = Latching



B = 3.7 LED Spacing
C = 5.7 LED Spacing



P = Thru Hole



B = Blue
R = Red
G = Green
Y = Yellow
X = Without

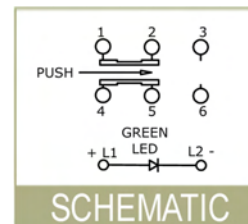
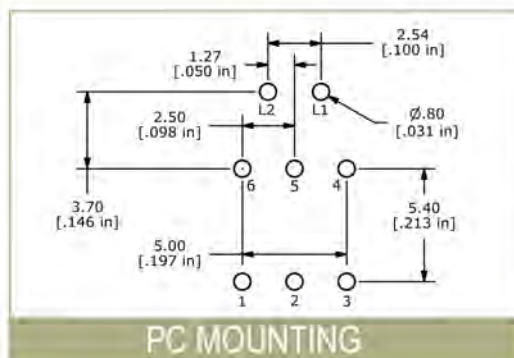


A = Without Button
B = Black w/LED Window*

*Only available with "B" plunger

Parts are tray packaged.

Specifications subject to change without notice.

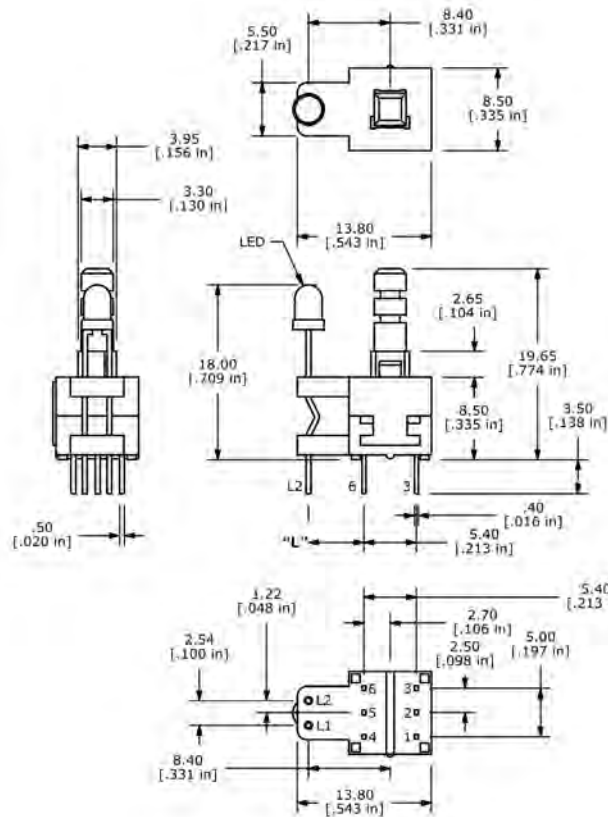


LED SPECIFICATIONS

	Units	Blue	Red	Green	Yellow
Forward Current	mA	20mA	20mA	20mA	20mA
Forward Voltage @ 20mA	VDC	3.5 typ - 3.8 max	1.7 typ - 2.6 max	1.7 typ - 2.6 max	1.7 typ - 2.6 max
Luminous Intensity @ 20mA	mcd	45 typ	4 typ	6 typ	5 typ

SERIES TL2205 SWITCHES

TL2205 Without Button:



TL2205 With Button:

